


Introductory sub-table (I)(a)

| | | | |
|--|--------------------------------------|--|---|
| Name of the Company: OSWAL LEASING LIMITED | | | |
| Scrip Code, Name of the scrip, class of security: 509099 (BSE), EQUITY SHARE | | | |
| Quarter ended: 30.09.2012 | | | |
| Partly paid-up shares:- | | | |
| | No. of partly paid-up shares | As a % of total no. of partly paid-up shares | As a % of total no. of shares of the company |
| Held by promoter/promoter group | 0 | #DIV/0! | #DIV/0! |
| Held by public | 0 | #DIV/0! | #DIV/0! |
| Total - D | 0 | #DIV/0! | #DIV/0! |
| Outstanding convertible securities:- | | | |
| | No. of outstanding securities | As a % of total no. of outstanding convertible securities | As a % of total no. of shares of the company, assuming full conversion of the convertible securities |
| Held by promoter/promoter group | 0 | #DIV/0! | #DIV/0! |
| Held by public | 0 | #DIV/0! | #DIV/0! |
| Total - E | 0 | #DIV/0! | #DIV/0! |
| Warrants:- | | | |
| | No. of warrants | As a % of total no. of warrants | As a % of total no. of shares of the company, assuming full conversion of warrants |
| Held by promoter/promoter group | 0 | #DIV/0! | #DIV/0! |
| Held by public | 0 | #DIV/0! | #DIV/0! |
| Total - F | 0 | #DIV/0! | #DIV/0! |
| Total paid-up capital of the company, assuming full conversion of warrants and convertible securities (Grand Total (A+B+C)+ D+E+F) | | 500000 | 100 |

For Oswal Leasing Limited


 Director

(1) (a) Statement Showing Shareholding Pattern

| | |
|-----------------------------|-------------------------------------|
| Name of the Company: | OSWAL LEASING LIMITED |
| Code No.509099 | Quarter ended: 30th September, 2012 |

| Category code | Category of shareholder | Number of shareholders | Total Number of shares | No. of shares held in dematerialized form | Total shareholdings as a percentage of total | | Shares Pledged or otherwise encumbered | |
|---------------|--|------------------------|------------------------|---|--|----------------------------|--|-----------------|
| | | | | | As a percentage of (A+B) | As a percentage of (A+B+C) | Number of shares | As a percentage |
| (A) | Shareholding of Promoter and Promoter Group | | | | | | | |
| (1) | Indian | | | | | | | |
| (a) | Individuals/ Hindu Undivided Family | --- | --- | --- | --- | --- | --- | --- |
| (b) | Central Government/ State Government(s) | --- | --- | --- | --- | --- | --- | --- |
| (c) | Bodies Corporate | 5 | 129898 | --- | 25.98 | 25.98 | --- | --- |
| (d) | Financial Institutions/Banks | --- | --- | --- | --- | --- | --- | --- |
| (e) | Any Other (specify) | --- | --- | --- | --- | --- | --- | --- |
| | Sub-Total (A)(1) | 5 | 129898 | --- | 25.98 | 25.98 | --- | --- |
| (2) | Foreign | --- | --- | --- | --- | --- | --- | --- |
| (a) | Individuals (Non Resident Individuals/Foreign individuals) | --- | --- | --- | --- | --- | --- | --- |
| (b) | Bodies Corporate | --- | --- | --- | --- | --- | --- | --- |
| (c) | Institutions | --- | --- | --- | --- | --- | --- | --- |
| (d) | Any Other (specify) | --- | --- | --- | --- | --- | --- | --- |
| | Sub-Total (A)(2) | --- | --- | --- | --- | --- | --- | --- |
| (B) | Public shareholding | | | | | | | |
| (1) | Institutions | | | | | | | |
| (a) | Mutual Funds/UTI | --- | --- | --- | --- | --- | --- | --- |
| (b) | Financial Institutions/Banks | --- | --- | --- | --- | --- | --- | --- |
| (c) | Central Government/State Government(s) | --- | --- | --- | --- | --- | --- | --- |
| (d) | Venture Capital Funds | --- | --- | --- | --- | --- | --- | --- |
| (e) | Insurance Companies | --- | --- | --- | --- | --- | --- | --- |
| (f) | Foreign Institutional Investors | --- | --- | --- | --- | --- | --- | --- |
| (g) | Foreign Venture Capital Invest | --- | --- | --- | --- | --- | --- | --- |
| (h) | Any ther (specify) | --- | --- | --- | --- | --- | --- | --- |
| | Sub-Total (B)(1) | --- | --- | --- | --- | --- | --- | --- |
| (2) | Non-institutions | | | | | | | |
| (a) | Bodies Corporate | 13 | 13300 | --- | 2.66 | 2.66 | --- | --- |
| (b) | Individuals- i. Individual shareholders holding nominal share capital up to Rs.1 Lakh. ii. Individual shareholders holding nominal share capital in excess of Rs.1 Lakh. | 3088 | 356802 | --- | 71.36 | 71.36 | --- | --- |
| (c) | Any Other (specify) | --- | --- | --- | --- | --- | --- | --- |
| | Sub-Total (B)(2) | 3101 | 370102 | --- | 74.02 | 74.02 | --- | --- |
| | Total Public Shareholding (B) = (B)(1)+(B)(2) | 3101 | 370102 | --- | 74.02 | 74.02 | --- | --- |
| | TOTAL (A) + (B) | 3106 | 500000 | --- | 100 | 100 | --- | --- |
| (C) | Shares held by Custodians and against which Depository Receipts have been issued | --- | --- | --- | --- | --- | --- | --- |
| | GRAND TOTAL (A) + (B) + (C) | 3106 | 500000 | --- | 100 | 100 | --- | --- |

For Oswal Leasing Limited


Director

OSWAL LEASING LIMITED

(1)(b) STATEMENT SHOWING SHAREHOLDING OF PERSONS BELONGING TO THE CATEGORY "PROMOTER AND PROMOTER GROUP"

| Sr. No. | Name of the shareholders | Total shares held | | Shares pledged or otherwise encumbered | | |
|---------|---------------------------------------|-------------------|---|--|-----------------|---|
| | | Number of shares | As a % of grand total (A)+(B)+(C) of sub-clause (1)(a) | Number | As a percentage | As a % grand total (A)+(B)+(C) of sub clause (1)(a) |
| 1 | Atam Vallabh Financiers Limited | 900 | 0.180 | --- | --- | --- |
| 2 | Girnar Investment Limited | 12248 | 2.449 | --- | --- | --- |
| 3 | kovalam Investment & Trading Co. Ltd. | 14200 | 2.840 | --- | --- | --- |
| 4 | Nagdevi Trading & Investment Co. Ltd. | 39050 | 7.810 | --- | --- | --- |
| 5 | Sankheshwar Holding Company Ltd. | 63500 | 12.700 | --- | --- | --- |
| | TOTAL= | 129898 | 25.979 | --- | --- | --- |

(1) (c) (i) STATEMENT SHOWING SHAREHOLDING OF PERSONS BELONGING TO THE CATEGORY "PUBLIC" AND HOLDING MORE THAN 1% OF THE TOTAL NUMBER OF SHARES

| Sr. No. | Name of the shareholders | Number of Shares | Shares as a percentage of total number of shares { i.e. Grand Total (A)+ (B) + (C) indicated in Statement at para (1)(a) above} |
|---------|---|------------------|--|
| 1 | The Uttar Pradesh Stock Exchange Ass.Ltd. | 9800 | 1.96 |
| 2 | Pushkal | 5050 | 1.01 |
| | TOTAL | 14850 | 2.97 |

For Oswal Leasing Limited


Director


OSWAL LEASING LIMITED

(I)(c)(ii) Statement showing holding of securities (including shares, warrants, convertible securities) of persons (together with PAC) belonging to the category "Public" and holding more than 5% of the total number of shares of the company

| Sr. No. | Name(s) of the shareholder(s) and the Persons Acting in Concert (PAC) with | Number of shares | Shares as a percentage of total number of shares {i.e., Grand Total (A)+(B)+(C) indicated in Statement at para | Details of warrants | | Details of convertible | | Total shares (including underlying shares assuming full conversion of warrants and convertible |
|--------------|--|------------------|--|---------------------|---|---------------------------------------|--|--|
| | | | | Number of warrants | As a % total number of warrants of the same class | Number of convertible securities held | % w.r.t total number of convertible securities of the same class | |
| 1 | | 0 | 0.00 | 0 | 0 | 0 | 0 | 0 |
| 2 | | 0 | 0.00 | 0 | 0 | 0 | 0 | 0 |
| 3 | | 0 | 0.00 | 0 | 0 | 0 | 0 | 0 |
| 4 | | 0 | 0.00 | 0 | 0 | 0 | 0 | 0 |
| 5 | | 0 | 0.00 | 0 | 0 | 0 | 0 | 0 |
| 6 | | 0 | 0.00 | 0 | 0 | 0 | 0 | 0 |
| 7 | | 0 | 0.00 | 0 | 0 | 0 | 0 | 0 |
| 8 | | 0 | 0.00 | 0 | 0 | 0 | 0 | 0 |
| 9 | | 0 | 0.00 | 0 | 0 | 0 | 0 | 0 |
| 10 | | 0 | 0.00 | 0 | 0 | 0 | 0 | 0 |
| | | | | | | | | |
| | | | | | | | | |
| | | | | | | | | |
| TOTAL | | 0 | 0.00 | 0 | 0 | 0 | 0 | 0 |

NOTE : NO SHAREHOLDER - PUBLIC CATEGORY HAS SHAREHOLDING 5% OR MORE

For Oswal Leasing Limited


Director

OSWAL LEASING LIMITED

(1)(d) STATEMENT SHOWING DETAILS OF LOCKED-IN SHARES

| Sr. No. | Name of the shareholders | Number of locked-in Shares | Locked-in shares as a percentage of total number of shares { i. e . Grand Total (A) + (B) + (C) indicated in Statement at para (1)(a) above} |
|---------|--------------------------|----------------------------|---|
| --- | --- | --- | --- |
| --- | --- | --- | --- |
| | TOTAL | --- | --- |

For Oswal Leasing Limited


Director

OSWAL LEASING LIMITED


(II) (a) STATEMENT SHOWING DETAILS OF DEPOSITORY RECEIPTS (DRs)

| Sr. No. | Type of outstanding DR (ADRs, GDRs, SDRs, etc.) | Number of outstanding DRs | Number of Shares underlying outstanding DRs | Shares underlying outstanding DRs as a percentage of total number of shares { i.e. , Grand Total (A)+(B)+(C) indicated in Statement at para (I)(a) above } |
|---------|---|---------------------------|---|---|
| 1 | ---- | ---- | ---- | ---- |
| 2 | ---- | ---- | ---- | ---- |
| | TOTAL | ---- | ---- | ---- |

(II) (b) STATEMENT SHOWING HOLDING OF DEPOSITORY RECEIPTS (DRs), WHERE UNDERLYING SHARES IN EXCESS OF 1% OF THE TOTAL NUMBER OF SHARES

| Sr. No. | Type of outstanding DR (ADRs, GDRs, SDRs, etc.) | Number of the DR Holder | Number of Shares underlying outstanding DRs | Shares underlying outstanding DRs as a percentage of total number of shares { i.e. , Grand Total (A)+(B)+(C) indicated in Statement at para (I)(a) above } |
|---------|---|-------------------------|---|---|
| 1 | ---- | ---- | ---- | ---- |
| 2 | ---- | ---- | ---- | ---- |
| | TOTAL | ---- | ---- | ---- |

For Oswal Leasing Limited


Director